

التاريخ: 2022/03/16

المادة: الإنجليزية

المدة: 02 س

المستوى: 1 ج م ع

اختبار الفصل الثاني

Part One: Reading: (14 Points)

A/ Comprehension: (07 pts)

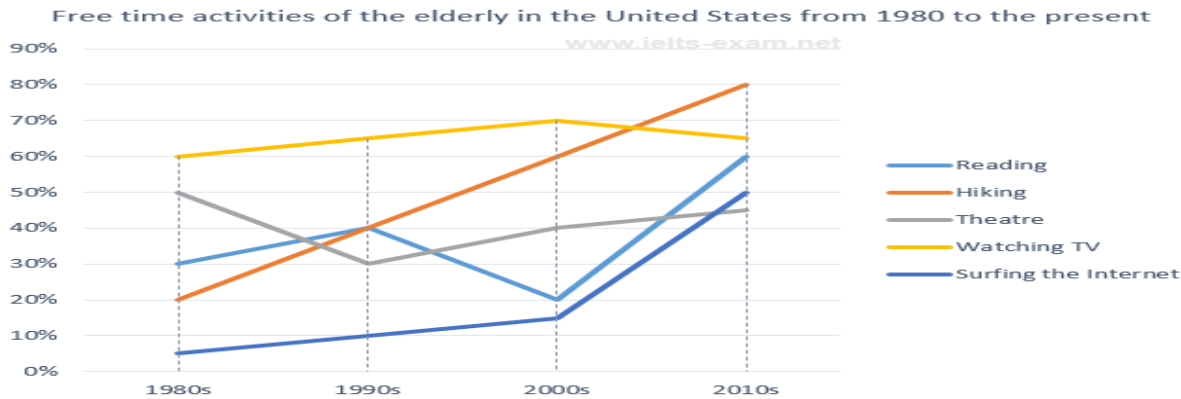
Read the text carefully then do the following exercises:

This graph shows the kinds of activities done by old people in their spare time, covering a period from the 1980s to now in the United States. We can see that generally the activities listed have been increasing in popularity amongst the elderly, with hiking increasing steadily throughout the years, and watching TV being the most popular overall.

In the 1980s, nearly all activities were growing in popularity. The only activity, which was becoming less popular over these years, was going to the theatre. Going to the theatre declined steeply from 50% to 30%.

This changed in the 1990s, and going to the theatre became more popular, whereas reading saw a dramatic drop in popularity. The number of people doing all other activities increased.

This century, hiking, reading, going to the theatre and surfing the Internet have all been increasing in popularity. However, watching TV has been decreasing in popularity. Despite this, watching TV is still the second most popular activity nowadays amongst this group. Most elderly people are hiking nowadays in their spare time.



1) Choose the right answer.

The graphic display is: a) A pie chart b) A bar chart c) A line graph.

2) Say whether the following sentences are true or false?

- a) The graph represents the activities done by all people in United States.
b) The activities listed have been rising in popularity in the USA.

3) In 1990s, the number of all people doing activities increased.

4) Answer the following questions:

- a) Which was the activity that marked the biggest rise among the list?
b) What was the only activity decreasing between 1980s and 1990s?

5) Chose a word that best describes the changes on the state of reading in the graph.

Sharp decrease. Dramatic dive. A fluctuation.

6) Find who or what do the underlined words in the text refer to:

- a) Their §1 b) all §4

7) In which paragraph was mentioned:

A recovery in the popularity of going to the theatre.

B/ Text Exploration: (7pts)

1) Find in the text words closest in meaning to the following:

Free time §1 =

the majority §4 =

2) Turn the sentences into reported speech.

He says: "I am good at describing graphs."

My mom said: "revise your lessons"

My friend said: "Why don't we start now?"

My teacher said: "You should start working hard from this moment"

My reporter said: "How do you prepare yourself for Ramadan?"

My cousin: "Remember we have lots of exams this week".

3) Fill the gaps with the words and make the necessary changes if needed.

Hard, Late, polite, heavy

Successful people work very..... He talks to everyone.....

She always sends her assignments..... It is raining

4) Cross the silent letters in the following words.

Island – Foreigner – Wednesday-wrong

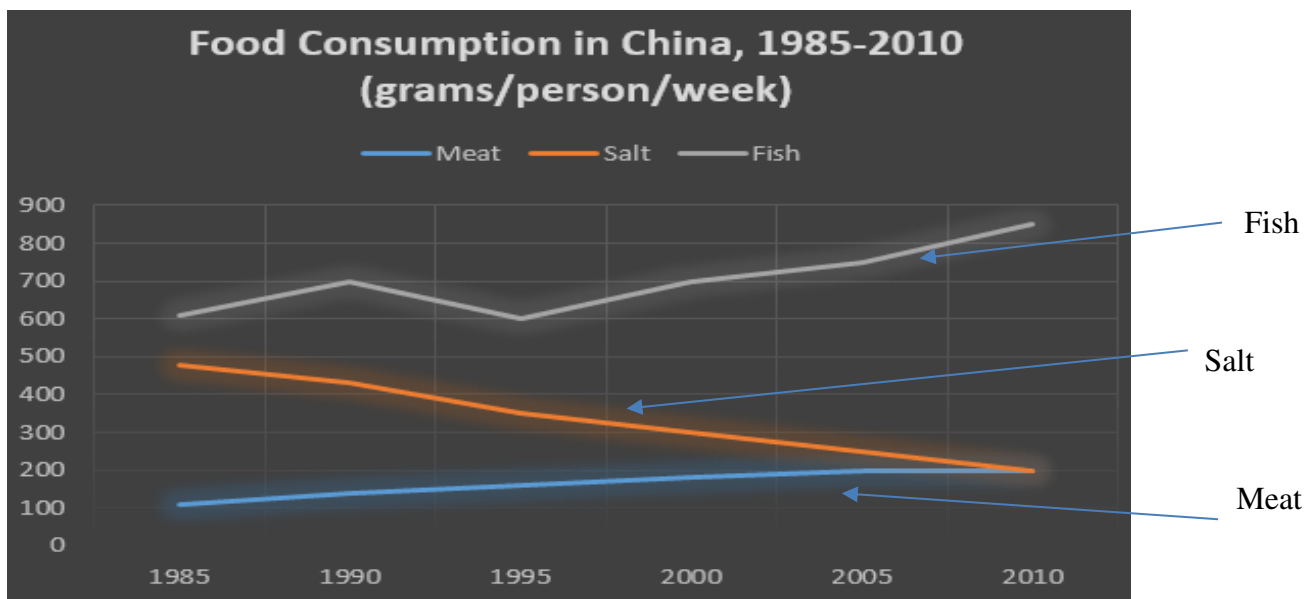
Part Two:

Written Expression: Choose one of the following topics.: (6 pts)

Topic one:

The graph shows the changes in food consumption by Chinese people between 1985 and 2010.

Take some time analyzing the graph, and then describe it shedding light on the main features and changes.



Topic Two: Recently, you have started noticing that one of your best friends is being more and more addicted to the internet and video games thus he/she spends most of his/ her time at home.

Write him or her an email where you raise his/her awareness about the risks of this habit. Meanwhile tell him/her about the importance of the outdoor activities (Sports, nature...etc.) for his/her growth.

Good Luck

التاريخ: 2022/03/16

المدة: 02 س

المادة: اللغة الإنجليزية

المستوى: 1 ج م ع

تصحيح اختبار الفصل الثاني

Part One: Reading

A/ Comprehension. (14 Point)

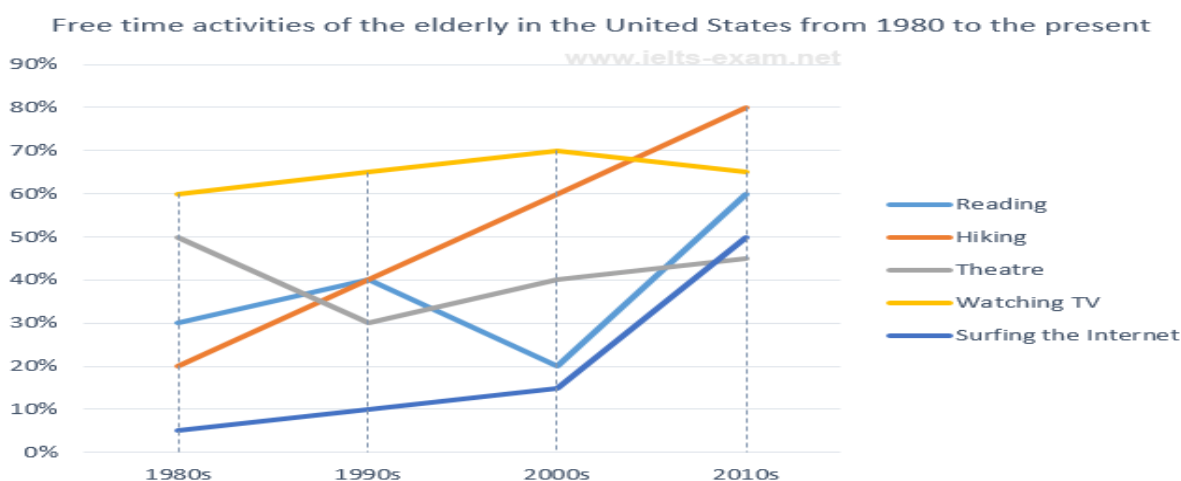
Read the text carefully then do the following exercises: (07 pts)

This graph shows the kinds of activities done by old people in their spare time, covering a period from the 1980s to now in the United States. We can see that generally the activities listed have been increasing in popularity amongst the elderly, with hiking increasing steadily throughout the years, and watching TV being the most popular overall.

In the 1980s, nearly all activities were growing in popularity. The only activity, which was becoming less popular over these years, was going to the theatre. Going to the theatre declined steeply from 50% to 30%.

This changed in the 1990s, and going to the theatre became more popular, whereas reading saw a dramatic drop in popularity. The number of people doing all other activities increased.

This century, hiking, reading, going to the theatre and surfing the Internet have all been increasing in popularity. However, watching TV has been decreasing in popularity. Despite this, watching TV is still the second most popular activity nowadays amongst this group. Most elderly people are hiking nowadays in their spare time.



1. Choose the right answer. (0.5 pts)

The graphic display is: c) A line graph.

2. Say whether the following sentences are true or false? (1.5 pts)

a) The graph represents the activities done by all people in United States. [False]

b) The activities listed have been rising in popularity in the USA. [True]

c) In 1990s, the number of all people doing activities increased. [False]

3. Answer the following questions: (2 pts)

