


Name / _____

Worksheet # 1

Pictures subtraction up to 5


Subtract the numbers, and write the answer in the box.

1. $5 - 2$




=

2. $5 - 1$




=

3. $4 - 3$



=

4. $2 - 1$



=

5. $3 - 2$



=


Name: _____

Worksheet # 2

Pictures subtraction up to 5

Subtract the numbers, and write the answer in the box.

1. $4 - 1$



=

2. $5 - 4$



=

3. $4 - 3$




=

4. $4 - 2$



=

5. $5 - 2$



=


Name / _____

Worksheet # 3

Pictures subtraction up to 5


Subtract the numbers, and write the answer in the box.

1. $3 - 2$



=

2. $4 - 2$




=

3. $5 - 1$




=

4. $2 - 1$



=

5. $4 - 3$



=

Name / _____

Worksheet # 4

Pictures subtraction up to 5


Subtract the numbers, and write the answer in the box.

1. $5 - 4$



=

2. $4 - 3$



=

3. $3 - 2$



=

4. $4 - 1$



=

5. $3 - 1$



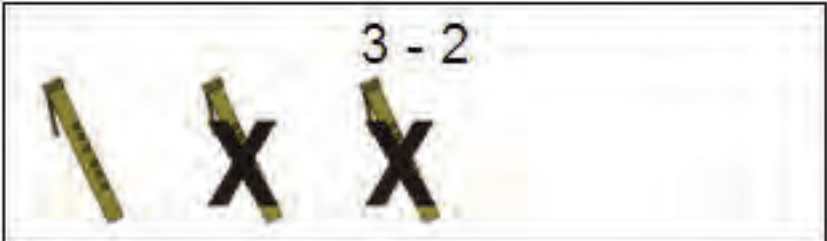
=

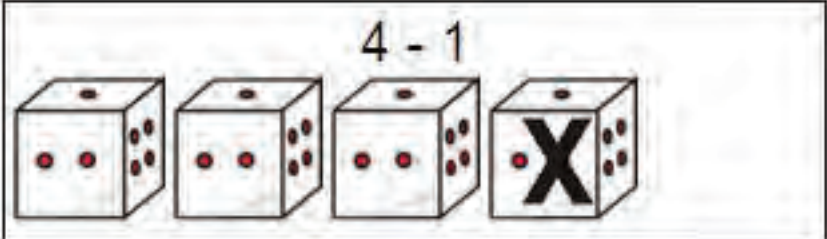
Name: _____


Worksheet # 5

Pictures subtraction up to 5


Subtract the numbers, and write the answer in the box.

1.  $3 - 2$ =

2.  $4 - 1$ =

3.  $5 - 1$ =

4.  $5 - 2$ =

5.  $4 - 3$ =

Name: _____

Worksheet # 6

Pictures subtraction up to 5

Subtract the numbers, and write the answer in the box.

1. $4 - 2$



=

2. $2 - 1$




=

3. $3 - 1$




=

4. $4 - 3$



=

5. $5 - 1$



=

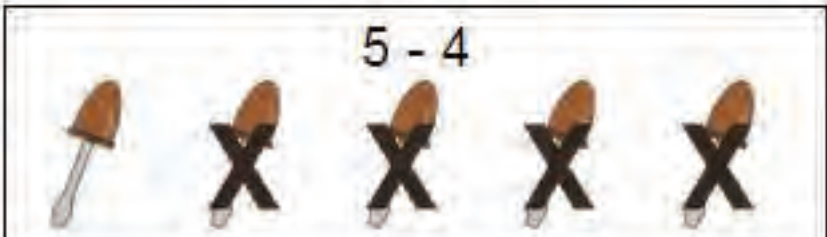
Name / _____

Worksheet # 7


Pictures subtraction up to 5

Subtract the numbers, and write the answer in the box.

1.  $3 - 1$ =

2.  $5 - 4$ =

3.  $4 - 1$ =

4.  $5 - 2$ =

5.  $4 - 3$ =


Name / _____

Worksheet # 8

Pictures subtraction up to 5


Subtract the numbers, and write the answer in the box.

1. $5 - 1$




=

2. $3 - 2$




=

3. $4 - 2$




=

4. $5 - 2$



=

5. $3 - 1$



=


Name / _____

Worksheet # 9

Pictures subtraction up to 5


Subtract the numbers, and write the answer in the box.

1. $5 - 4$



=

2. $2 - 1$



=

3. $3 - 1$



=

4. $4 - 2$



=

5. $5 - 1$




=

Name: _____


Worksheet # 10


Pictures subtraction up to 5

Subtract the numbers, and write the answer in the box.

1.  $4 - 3$ =

2.  $5 - 2$ =

3.  $3 - 2$ =

4.  $4 - 1$ =

5.  $5 - 3$ =


Name / _____

Worksheet # 1

Pictures subtraction up to 5

Subtract the numbers, and circle in the correct number on the right.

1. $5 - 2$




= 3 4 5

2. $4 - 1$



= 2 3 4

3. $3 - 2$




= 1 2 3

4. $5 - 4$



= 0 1 2

5. $2 - 1$




= 1 2 3

Name: _____


Worksheet # 2


Pictures subtraction up to 5


Subtract the numbers, and circle in the correct number on the right.

1.  $4 - 3$ = 1 2 3

2.  $3 - 1$ = 1 2 3

3.  $5 - 1$ = 3 4 5

4.  $3 - 2$ = 1 2 3

5.  $5 - 2$ = 1 2 3

Name: _____

Worksheet # 3

Pictures subtraction up to 5

Subtract the numbers, and circle in the correct number on the right.

1. $4 - 1$




= 3 4 5

2. $4 - 3$



= 1 2 3

3. $4 - 2$




= 1 2 3

4. $5 - 4$



= 0 1 2

5. $5 - 2$



= 1 2 3

Name: _____

Worksheet # 4

Pictures subtraction up to 5

Subtract the numbers, and circle in the correct number on the right.


1. $3 - 1$

 = 1 2 3

2. $4 - 1$

 = 1 2 3

3. $3 - 2$

 = 1 2 3

4. $4 - 3$

 = 1 2 3

5. $5 - 1$

 = 2 3 4


Name: _____


Worksheet # 5

Pictures subtraction up to 5

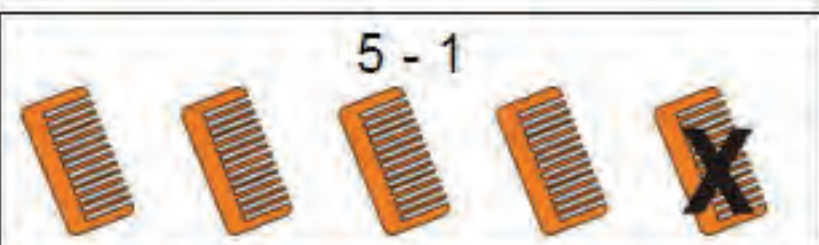
Subtract the numbers, and circle in the correct number on the right.

1.  $3 - 2$ = 1 2 3

2.  $5 - 2$ = 1 2 3

3.  $4 - 3$ = 1 2 3

4.  $3 - 1$ = 1 2 3

5.  $5 - 1$ = 3 4 5

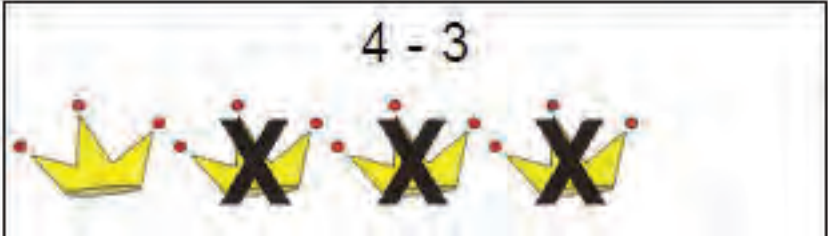
Name: _____

Worksheet # 6

Pictures subtraction up to 5

Subtract the numbers, and circle in the correct number on the right.

1. $4 - 3$



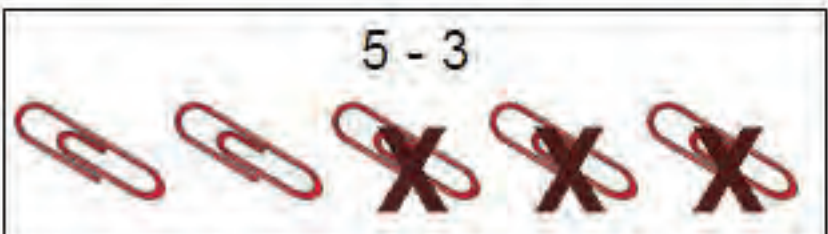
= 1 2 3

2. $5 - 2$



= 1 2 3

3. $5 - 3$



= 1 2 3

4. $4 - 1$



= 1 2 3

5. $3 - 2$



= 1 2 3


Name: _____

Worksheet # 7

Pictures subtraction up to 5


Subtract the numbers, and circle in the correct number on the right.

1. $5 - 4$




= 1 2 3

2. $5 - 1$




= 3 4 5

3. $4 - 2$




= 1 2 3

4. $3 - 1$



= 1 2 3

5. $2 - 1$




= 1 2 3


Name: _____


Worksheet # 8


Pictures subtraction up to 5


Subtract the numbers, and circle in the correct number on the right.

1.  $3 - 1$ = 1 2 3

2.  $5 - 2$ = 3 4 5

3.  $4 - 2$ = 1 2 3

4.  $3 - 2$ = 1 2 3

5.  $5 - 1$ = 2 3 4


Name: _____

Worksheet # 9

Pictures subtraction up to 5

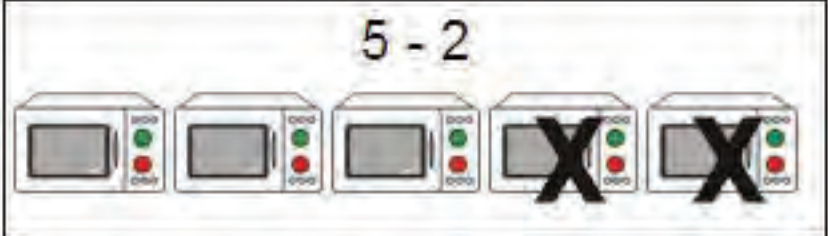
Subtract the numbers, and circle in the correct number on the right.

1. $4 - 3$




= 1 2 3

2. $5 - 2$




= 3 4 5

3. $4 - 1$



= 1 2 3

4. $5 - 4$



= 1 2 3

5. $3 - 1$



= 2 3 4

Name: _____

Worksheet # 10

Pictures subtraction up to 5


Subtract the numbers, and circle in the correct number on the right.

1. $5 - 1$



= 3 4 5

2. $2 - 1$




= 1 2 3

3. $3 - 1$




= 1 2 3

4. $2 - 1$



= 1 2 3

5. $4 - 2$




= 2 3 4

Name : _____

Subtract numbers up to 5


Subtract, and write the answer in the box



Name: _____

Subtract numbers up to 5


Subtract, and write the answer in the box



Name: _____

Subtract numbers up to 5


Subtract, and write the answer in the box



Name : _____

Subtract numbers up to 5

Subtract, and write the answer in the box




A line drawing of a squirrel sitting on a sign. The sign contains six subtraction problems, each followed by a square box for the answer:

| | |
|-----------|----------------------|
| $4 - 3 =$ | <input type="text"/> |
| $5 - 4 =$ | <input type="text"/> |
| $5 - 3 =$ | <input type="text"/> |
| $4 - 2 =$ | <input type="text"/> |
| $4 - 1 =$ | <input type="text"/> |
| $3 - 2 =$ | <input type="text"/> |

Name: _____

Subtract numbers up to 5


Subtract, and write the answer in the box



Name: _____

Subtract numbers up to 5


Subtract, and write the answer in the box



Name: _____

Subtract numbers up to 5


Subtract, and write the answer in the box



Name : _____

Subtract numbers up to 5

Subtract, and write the answer in the box



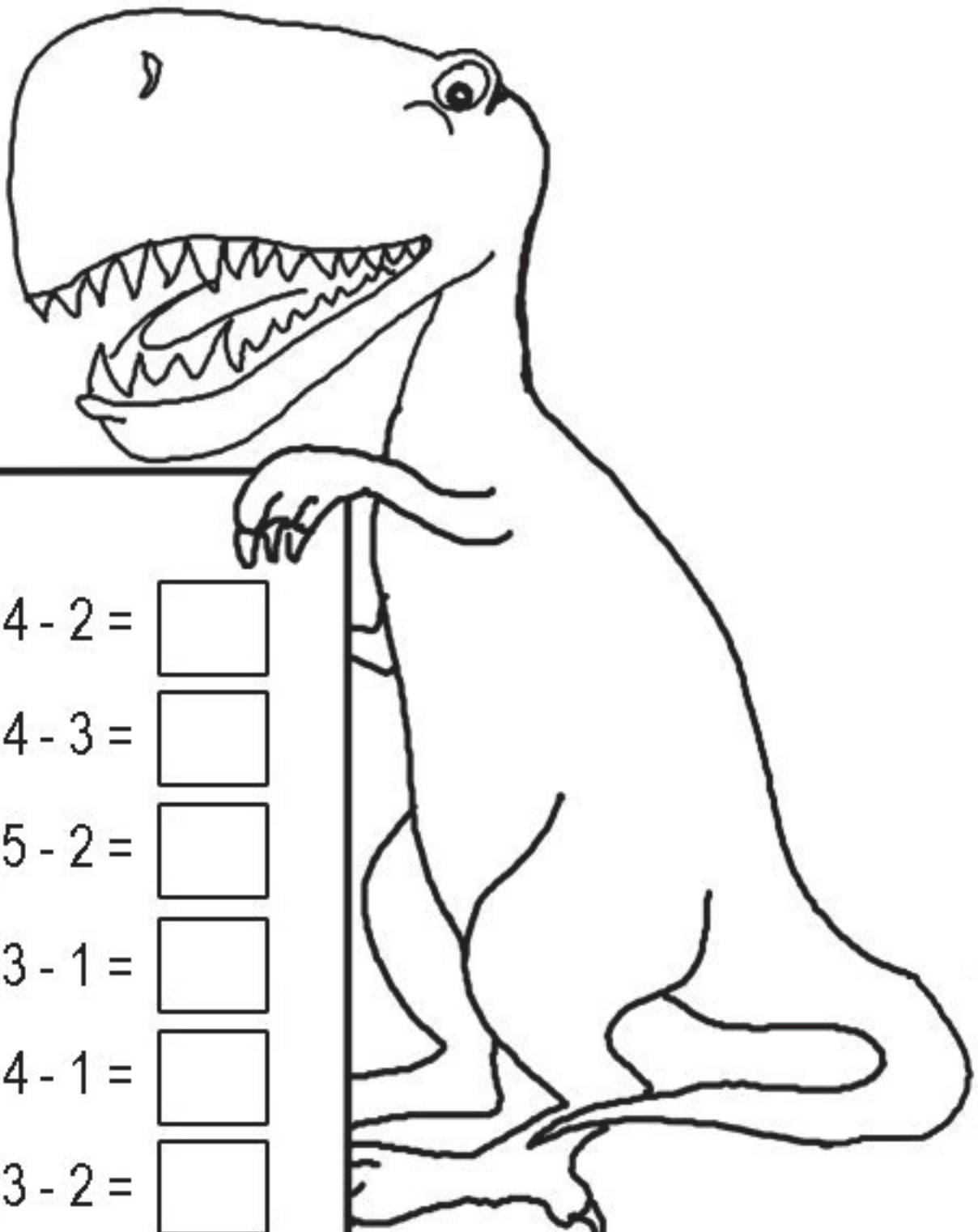
A cartoon monkey is peeking over a large rectangular box. The box contains six subtraction problems, each followed by an empty square box for the answer:

$$5 - 2 = \square$$
$$4 - 1 = \square$$
$$2 - 1 = \square$$
$$3 - 1 = \square$$
$$4 - 3 = \square$$
$$5 - 3 = \square$$

Name : _____

Subtract numbers up to 5

Subtract, and write the answer in the box




A cartoon dinosaur is sitting at a table. On the table, there are six subtraction problems, each followed by a small square box for the answer. The dinosaur's right hand is resting on the table edge.

| | |
|-----------|----------------------|
| $4 - 2 =$ | <input type="text"/> |
| $4 - 3 =$ | <input type="text"/> |
| $5 - 2 =$ | <input type="text"/> |
| $3 - 1 =$ | <input type="text"/> |
| $4 - 1 =$ | <input type="text"/> |
| $3 - 2 =$ | <input type="text"/> |

Name : _____

Subtract numbers up to 5

Subtract, and write the answer in the box




Name: _____

Worksheet # 1

Pictures subtraction up to 10


Subtract the numbers, and write the answer in the box.

1. $10 - 3$
 =

2. $8 - 5$
 =

3. $6 - 1$
 =

4. $9 - 4$
 =

5. $7 - 3$
 =

Name: _____

Worksheet # 2

Pictures subtraction up to 10

Subtract the numbers, and write the answer in the box.

1. $9 - 3$
 =

2. $8 - 2$
 =

3. $10 - 4$
 =

4. $7 - 2$
 =

5. $6 - 4$
 =

Name: _____

Worksheet # 3

Pictures subtraction up to 10

Subtract the numbers, and write the answer in the box.

1. $9 - 3$




=

2. $10 - 1$



=

3. $8 - 3$




=

4. $9 - 4$



=

5. $7 - 5$



=

Name: _____

Worksheet # 4

Pictures subtraction up to 10

Subtract the numbers, and write the answer in the box.

1. $6 - 3$
 =

2. $8 - 2$
 =

3. $10 - 5$
 =

4. $9 - 3$
 =

5. $7 - 1$
 =


Name: _____

Worksheet # 5

Pictures subtraction up to 10

Subtract the numbers, and write the answer in the box.

1. $7 - 6$ =



2. $9 - 4$ =



3. $10 - 6$ =



4. $8 - 4$ =



5. $7 - 1$ =




Name: _____

Worksheet # 6

Pictures subtraction up to 10

Subtract the numbers, and write the answer in the box.

1. $8 - 2$



=

2. $9 - 1$




=

3. $10 - 7$



=

4. $7 - 3$



=

5. $6 - 2$



=


Name: _____


Worksheet # 7

Pictures subtraction up to 10

Subtract the numbers, and write the answer in the box.

1. $9 - 3$
 =

2. $8 - 4$
 =

3. $7 - 3$
 =

4. $8 - 5$
 =

5. $10 - 4$
 =

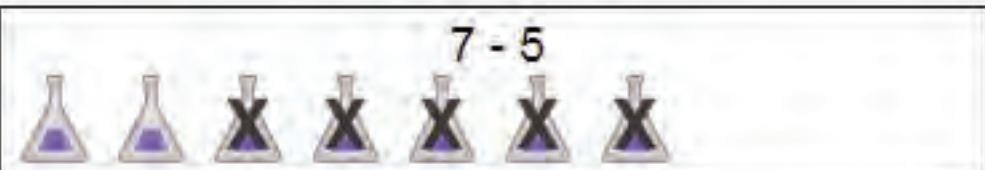
Name: _____

Worksheet # 8

Pictures subtraction up to 10

Subtract the numbers, and write the answer in the box.

1. $7 - 5$



=

2. $10 - 8$



=

3. $6 - 1$



=

4. $9 - 3$



=

5. $8 - 2$



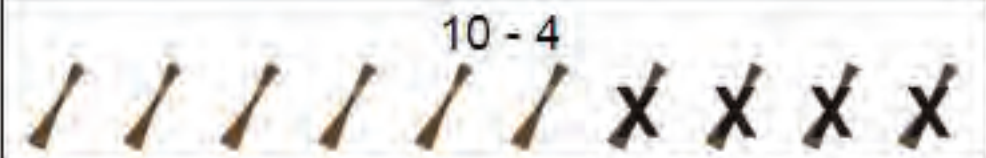
=


Name: _____

Worksheet # 9

Pictures subtraction up to 10

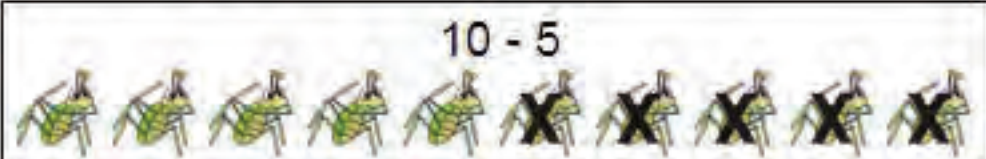
Subtract the numbers, and write the answer in the box.

1. $10 - 4$
 =

2. $9 - 2$
 =

3. $8 - 1$
 =

4. $7 - 2$
 =

5. $10 - 5$
 =

Name: _____

Worksheet # 10

Pictures subtraction up to 10

Subtract the numbers, and write the answer in the box.

1.  $6 - 2$ =

2.  $8 - 1$ =

3.  $10 - 4$ =

4.  $9 - 3$ =

5.  $7 - 1$ =

Name: _____

Worksheet # 1

Pictures subtraction up to 10

Subtract the numbers, and circle in the correct number on the right.

1. $7 - 6$



= 1 2 3

2. $6 - 3$




= 3 4 5

3. $9 - 3$



= 4 5 6

4. $8 - 2$



= 6 7 8

5. $10 - 3$



= 6 7 8

Name: _____

Worksheet # 2

Pictures subtraction up to 10

Subtract the numbers, and circle in the correct number on the right.






| | | |
|----|--|---------|
| 1. |  $9 - 4$ | = 4 5 6 |
| 2. |  $8 - 2$ | = 6 7 8 |
| 3. |  $10 - 1$ | = 7 8 9 |
| 4. |  $8 - 3$ | = 4 5 6 |
| 5. |  $7 - 1$ | = 6 7 8 |

Name: _____

Worksheet # 3

Pictures subtraction up to 10

Subtract the numbers, and circle in the correct number on the right.

| | | |
|----|--|---------|
| 1. | $6 - 1$  | = 4 5 6 |
| 2. | $10 - 4$  | = 6 7 8 |
| 3. | $8 - 3$  | = 3 4 5 |
| 4. | $10 - 5$  | = 4 5 6 |
| 5. | $9 - 6$  | = 3 4 5 |

Name: _____

Worksheet # 4

Pictures subtraction up to 10

Subtract the numbers, and circle in the correct number on the right.

1.  $9 - 4$ = 4 5 6

2.  $7 - 3$ = 4 5 6

3.  $10 - 4$ = 5 6 7

4.  $9 - 2$ = 7 8 9

5.  $8 - 4$ = 3 4 5

Name: _____

Worksheet # 5

Pictures subtraction up to 10


Subtract the numbers, and circle in the correct number on the right.

1. $6 - 2$

= 4 5 6

2. $7 - 4$

= 3 4 5

3. $10 - 3$

= 6 7 8

4. $8 - 2$

= 4 5 6

5. $9 - 2$

= 7 8 9


Name: _____

Worksheet # 6

Pictures subtraction up to 10

Subtract the numbers, and circle in the correct number on the right.

1. $10 - 2$




= 7 8 9

2. $6 - 1$



= 3 4 5

3. $7 - 2$




= 4 5 6

4. $9 - 3$



= 4 5 6

5. $8 - 2$




= 6 7 8

Name: _____


Worksheet # 7

Pictures subtraction up to 10

Subtract the numbers, and circle in the correct number on the right.

1.  $8 - 4$ = 4 5 6

2.  $9 - 1$ = 6 7 8

3.  $7 - 2$ = 4 5 6

4.  $9 - 2$ = 7 8 9

5.  $8 - 1$ = 6 7 8


Name: _____

Worksheet # 8

Pictures subtraction up to 10

Subtract the numbers, and circle in the correct number on the right.

1. $10 - 4$



= 5 6 7

2. $8 - 1$



= 6 7 8

3. $6 - 1$




= 4 5 6

4. $7 - 3$



= 3 4 5

5. $10 - 7$



= 3 4 5

Name: _____

Worksheet # 9

Pictures subtraction up to 10

Subtract the numbers, and circle in the correct number on the right.

1. $7 - 3$




= 3 4 5

2. $9 - 3$



= 6 7 8

3. $8 - 5$



= 1 2 3

4. $7 - 2$



= 3 4 5

5. $9 - 3$




= 5 6 7

Name: _____

Worksheet # 10

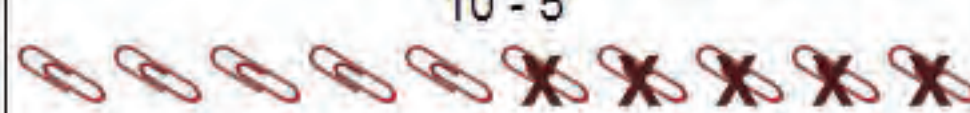
Pictures subtraction up to 10

Subtract the numbers, and circle in the correct number on the right.

1. $6 - 2$
 = 2 3 4

2. $10 - 4$
 = 6 7 8

3. $8 - 2$
 = 4 5 6

4. $10 - 5$
 = 4 5 6

5. $7 - 1$
 = 6 7 8

Name : _____

Subtraction - Numbers up to 10

Subtract:

1.

$$\begin{array}{r} 7 \\ - 4 \\ \hline \square \end{array}$$

2.

$$\begin{array}{r} 8 \\ - 5 \\ \hline \square \end{array}$$

3.

$$\begin{array}{r} 6 \\ - 1 \\ \hline \square \end{array}$$

4.

$$\begin{array}{r} 10 \\ - 5 \\ \hline \square \end{array}$$

5.

$$\begin{array}{r} 9 \\ - 3 \\ \hline \square \end{array}$$

6.

$$\begin{array}{r} 8 \\ - 4 \\ \hline \square \end{array}$$

7.

$$\begin{array}{r} 9 \\ - 5 \\ \hline \square \end{array}$$

8.

$$\begin{array}{r} 6 \\ - 2 \\ \hline \square \end{array}$$

9.

$$\begin{array}{r} 7 \\ - 3 \\ \hline \square \end{array}$$



Name : _____

Subtraction - Numbers up to 10

Subtract:

1.
$$\begin{array}{r} 6 \\ - 4 \\ \hline \square \end{array}$$

2.
$$\begin{array}{r} 10 \\ - 6 \\ \hline \square \end{array}$$

3.
$$\begin{array}{r} 8 \\ - 1 \\ \hline \square \end{array}$$

4.
$$\begin{array}{r} 7 \\ - 5 \\ \hline \square \end{array}$$

5.
$$\begin{array}{r} 9 \\ - 3 \\ \hline \square \end{array}$$

6.
$$\begin{array}{r} 8 \\ - 4 \\ \hline \square \end{array}$$

7.
$$\begin{array}{r} 7 \\ - 3 \\ \hline \square \end{array}$$

8.
$$\begin{array}{r} 10 \\ - 2 \\ \hline \square \end{array}$$

9.
$$\begin{array}{r} 9 \\ - 8 \\ \hline \square \end{array}$$

10.
$$\begin{array}{r} 6 \\ - 5 \\ \hline \square \end{array}$$

www.earlychildhoodworksheets.com



Name : _____

Subtraction - Numbers up to 10

Subtract:

1.
$$\begin{array}{r} 8 \\ - 6 \\ \hline \square \end{array}$$

2.
$$\begin{array}{r} 7 \\ - 4 \\ \hline \square \end{array}$$

3.
$$\begin{array}{r} 10 \\ - 8 \\ \hline \square \end{array}$$

4.
$$\begin{array}{r} 6 \\ - 3 \\ \hline \square \end{array}$$

5.
$$\begin{array}{r} 9 \\ - 7 \\ \hline \square \end{array}$$

6.
$$\begin{array}{r} 10 \\ - 6 \\ \hline \square \end{array}$$

7.
$$\begin{array}{r} 9 \\ - 5 \\ \hline \square \end{array}$$

8.
$$\begin{array}{r} 8 \\ - 3 \\ \hline \square \end{array}$$

9.
$$\begin{array}{r} 6 \\ - 5 \\ \hline \square \end{array}$$

10.
$$\begin{array}{r} 7 \\ - 2 \\ \hline \square \end{array}$$

www.earlychildhoodworksheets.com



Name : _____

Subtraction - Numbers up to 10

Subtract:

1.
$$\begin{array}{r} 7 \\ - 1 \\ \hline \square \end{array}$$

2.
$$\begin{array}{r} 9 \\ - 4 \\ \hline \square \end{array}$$

3.
$$\begin{array}{r} 8 \\ - 2 \\ \hline \square \end{array}$$

4.
$$\begin{array}{r} 10 \\ - 7 \\ \hline \square \end{array}$$

5.
$$\begin{array}{r} 6 \\ - 5 \\ \hline \square \end{array}$$

6.
$$\begin{array}{r} 9 \\ - 3 \\ \hline \square \end{array}$$


7.
$$\begin{array}{r} 10 \\ - 9 \\ \hline \square \end{array}$$

8.
$$\begin{array}{r} 8 \\ - 6 \\ \hline \square \end{array}$$

9.
$$\begin{array}{r} 9 \\ - 3 \\ \hline \square \end{array}$$

10.
$$\begin{array}{r} 7 \\ - 5 \\ \hline \square \end{array}$$

www.earlychildhoodworksheets.com



Name : _____

Subtraction - Numbers up to 10

Subtract:

1.

$$\begin{array}{r} 9 \\ - 8 \\ \hline \square \end{array}$$

2.

$$\begin{array}{r} 7 \\ - 2 \\ \hline \square \end{array}$$

3.

$$\begin{array}{r} 6 \\ - 4 \\ \hline \square \end{array}$$

4.

$$\begin{array}{r} 8 \\ - 5 \\ \hline \square \end{array}$$

5.

$$\begin{array}{r} 10 \\ - 3 \\ \hline \square \end{array}$$

6.

$$\begin{array}{r} 8 \\ - 6 \\ \hline \square \end{array}$$

7.

$$\begin{array}{r} 7 \\ - 4 \\ \hline \square \end{array}$$

8.

$$\begin{array}{r} 9 \\ - 6 \\ \hline \square \end{array}$$


9.

$$\begin{array}{r} 10 \\ - 5 \\ \hline \square \end{array}$$

10.

$$\begin{array}{r} 8 \\ - 2 \\ \hline \square \end{array}$$

www.earlychildhoodworksheets.com



Name : _____

Subtraction - Numbers up to 10

Subtract:

1.
$$\begin{array}{r} 10 \\ - 3 \\ \hline \square \end{array}$$

2.
$$\begin{array}{r} 9 \\ - 5 \\ \hline \square \end{array}$$

3.
$$\begin{array}{r} 8 \\ - 2 \\ \hline \square \end{array}$$

4.
$$\begin{array}{r} 7 \\ - 1 \\ \hline \square \end{array}$$

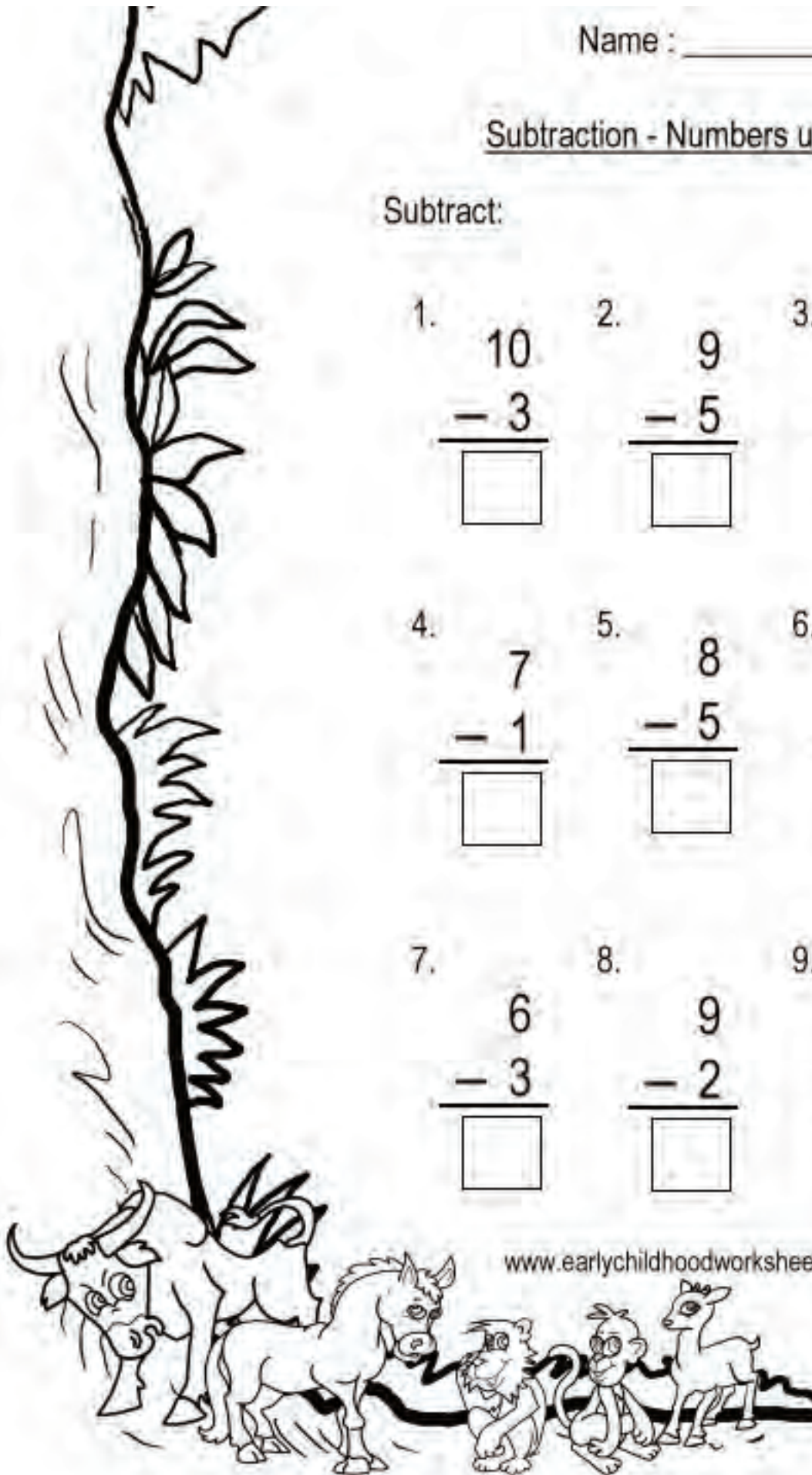
5.
$$\begin{array}{r} 8 \\ - 5 \\ \hline \square \end{array}$$

6.
$$\begin{array}{r} 10 \\ - 4 \\ \hline \square \end{array}$$

7.
$$\begin{array}{r} 6 \\ - 3 \\ \hline \square \end{array}$$

8.
$$\begin{array}{r} 9 \\ - 2 \\ \hline \square \end{array}$$

9.
$$\begin{array}{r} 8 \\ - 6 \\ \hline \square \end{array}$$



Name : _____

Subtraction - Numbers up to 10

Subtract:

1.
$$\begin{array}{r} 6 \\ - 4 \\ \hline \square \end{array}$$

2.
$$\begin{array}{r} 8 \\ - 1 \\ \hline \square \end{array}$$

3.
$$\begin{array}{r} 9 \\ - 2 \\ \hline \square \end{array}$$

4.
$$\begin{array}{r} 7 \\ - 3 \\ \hline \square \end{array}$$

5.
$$\begin{array}{r} 9 \\ - 4 \\ \hline \square \end{array}$$

6.
$$\begin{array}{r} 8 \\ - 5 \\ \hline \square \end{array}$$

7.
$$\begin{array}{r} 9 \\ - 6 \\ \hline \square \end{array}$$

8.
$$\begin{array}{r} 6 \\ - 2 \\ \hline \square \end{array}$$

9.
$$\begin{array}{r} 7 \\ - 5 \\ \hline \square \end{array}$$

10.
$$\begin{array}{r} 8 \\ - 3 \\ \hline \square \end{array}$$

www.earlychildhoodworksheets.com



Name : _____

Subtraction - Numbers up to 10

Subtract:

1.
$$\begin{array}{r} 7 \\ - 5 \\ \hline \square \end{array}$$

2.
$$\begin{array}{r} 6 \\ - 2 \\ \hline \square \end{array}$$

3.
$$\begin{array}{r} 9 \\ - 8 \\ \hline \square \end{array}$$

4.
$$\begin{array}{r} 6 \\ - 4 \\ \hline \square \end{array}$$

5.
$$\begin{array}{r} 7 \\ - 2 \\ \hline \square \end{array}$$

6.
$$\begin{array}{r} 8 \\ - 3 \\ \hline \square \end{array}$$


7.
$$\begin{array}{r} 9 \\ - 4 \\ \hline \square \end{array}$$

8.
$$\begin{array}{r} 6 \\ - 1 \\ \hline \square \end{array}$$

9.
$$\begin{array}{r} 7 \\ - 3 \\ \hline \square \end{array}$$

10.
$$\begin{array}{r} 8 \\ - 7 \\ \hline \square \end{array}$$

www.earlychildhoodworksheets.com



Name : _____

Subtraction - Numbers up to 10

Subtract:

1.

$$\begin{array}{r} 10 \\ - 4 \\ \hline \square \end{array}$$

2.

$$\begin{array}{r} 8 \\ - 2 \\ \hline \square \end{array}$$

3.

$$\begin{array}{r} 6 \\ - 3 \\ \hline \square \end{array}$$

4.

$$\begin{array}{r} 9 \\ - 5 \\ \hline \square \end{array}$$

5.

$$\begin{array}{r} 7 \\ - 1 \\ \hline \square \end{array}$$

6.

$$\begin{array}{r} 8 \\ - 4 \\ \hline \square \end{array}$$

7.

$$\begin{array}{r} 9 \\ - 3 \\ \hline \square \end{array}$$

8.

$$\begin{array}{r} 7 \\ - 6 \\ \hline \square \end{array}$$

9.

$$\begin{array}{r} 6 \\ - 5 \\ \hline \square \end{array}$$

10.

$$\begin{array}{r} 9 \\ - 6 \\ \hline \square \end{array}$$

www.earlychildhoodworksheets.com



Name : _____

Subtraction - Numbers up to 10

Subtract:

1.
$$\begin{array}{r} 9 \\ - 7 \\ \hline \square \end{array}$$

2.
$$\begin{array}{r} 6 \\ - 2 \\ \hline \square \end{array}$$

3.
$$\begin{array}{r} 9 \\ - 3 \\ \hline \square \end{array}$$

4.
$$\begin{array}{r} 7 \\ - 4 \\ \hline \square \end{array}$$

5.
$$\begin{array}{r} 6 \\ - 3 \\ \hline \square \end{array}$$

6.
$$\begin{array}{r} 6 \\ - 4 \\ \hline \square \end{array}$$


7.
$$\begin{array}{r} 9 \\ - 5 \\ \hline \square \end{array}$$

8.
$$\begin{array}{r} 8 \\ - 4 \\ \hline \square \end{array}$$

9.
$$\begin{array}{r} 7 \\ - 5 \\ \hline \square \end{array}$$

10.
$$\begin{array}{r} 8 \\ - 4 \\ \hline \square \end{array}$$

www.earlychildhoodworksheets.com



Name : _____

Subtraction - Numbers up to 20

Subtract:

1.
$$\begin{array}{r} 19 \\ - 7 \\ \hline \square \end{array}$$

2.
$$\begin{array}{r} 16 \\ - 5 \\ \hline \square \end{array}$$

3.
$$\begin{array}{r} 19 \\ - 6 \\ \hline \square \end{array}$$

4.
$$\begin{array}{r} 17 \\ - 4 \\ \hline \square \end{array}$$

5.
$$\begin{array}{r} 16 \\ - 2 \\ \hline \square \end{array}$$

6.
$$\begin{array}{r} 18 \\ - 7 \\ \hline \square \end{array}$$


7.
$$\begin{array}{r} 19 \\ - 7 \\ \hline \square \end{array}$$

8.
$$\begin{array}{r} 15 \\ - 4 \\ \hline \square \end{array}$$

9.
$$\begin{array}{r} 17 \\ - 5 \\ \hline \square \end{array}$$

10.
$$\begin{array}{r} 18 \\ - 3 \\ \hline \square \end{array}$$

www.earlychildhoodworksheets.com



Name : _____

Subtraction - Numbers up to 20

Subtract:

1.
$$\begin{array}{r} 16 \\ - 2 \\ \hline \square \end{array}$$

2.
$$\begin{array}{r} 13 \\ - 2 \\ \hline \square \end{array}$$

3.
$$\begin{array}{r} 18 \\ - 3 \\ \hline \square \end{array}$$

4.
$$\begin{array}{r} 17 \\ - 5 \\ \hline \square \end{array}$$

5.
$$\begin{array}{r} 19 \\ - 3 \\ \hline \square \end{array}$$

6.
$$\begin{array}{r} 18 \\ - 4 \\ \hline \square \end{array}$$

7.
$$\begin{array}{r} 17 \\ - 2 \\ \hline \square \end{array}$$

8.
$$\begin{array}{r} 15 \\ - 4 \\ \hline \square \end{array}$$

9.
$$\begin{array}{r} 19 \\ - 6 \\ \hline \square \end{array}$$

10.
$$\begin{array}{r} 16 \\ - 3 \\ \hline \square \end{array}$$

www.earlychildhoodworksheets.com



Name : _____

Subtraction - Numbers up to 20

Subtract:

1.
$$\begin{array}{r} 14 \\ - 2 \\ \hline \square \end{array}$$

2.
$$\begin{array}{r} 18 \\ - 5 \\ \hline \square \end{array}$$

3.
$$\begin{array}{r} 16 \\ - 3 \\ \hline \square \end{array}$$

4.
$$\begin{array}{r} 19 \\ - 4 \\ \hline \square \end{array}$$

5.
$$\begin{array}{r} 17 \\ - 5 \\ \hline \square \end{array}$$

6.
$$\begin{array}{r} 15 \\ - 3 \\ \hline \square \end{array}$$

7.
$$\begin{array}{r} 18 \\ - 6 \\ \hline \square \end{array}$$

8.
$$\begin{array}{r} 17 \\ - 2 \\ \hline \square \end{array}$$

9.
$$\begin{array}{r} 16 \\ - 4 \\ \hline \square \end{array}$$

10.
$$\begin{array}{r} 13 \\ - 1 \\ \hline \square \end{array}$$

www.earlychildhoodworksheets.com



Name : _____

Subtraction - Numbers up to 20

Subtract:

1.
$$\begin{array}{r} 17 \\ - 5 \\ \hline \square \end{array}$$

2.
$$\begin{array}{r} 16 \\ - 4 \\ \hline \square \end{array}$$

3.
$$\begin{array}{r} 19 \\ - 6 \\ \hline \square \end{array}$$

4.
$$\begin{array}{r} 14 \\ - 2 \\ \hline \square \end{array}$$

5.
$$\begin{array}{r} 15 \\ - 3 \\ \hline \square \end{array}$$

6.
$$\begin{array}{r} 18 \\ - 6 \\ \hline \square \end{array}$$


7.
$$\begin{array}{r} 19 \\ - 4 \\ \hline \square \end{array}$$

8.
$$\begin{array}{r} 16 \\ - 5 \\ \hline \square \end{array}$$

9.
$$\begin{array}{r} 17 \\ - 3 \\ \hline \square \end{array}$$

10.
$$\begin{array}{r} 13 \\ - 2 \\ \hline \square \end{array}$$

www.earlychildhoodworksheets.com



Name : _____

Subtraction - Numbers up to 20

Subtract:

1.
$$\begin{array}{r} 16 \\ - 3 \\ \hline \square \end{array}$$

2.
$$\begin{array}{r} 18 \\ - 4 \\ \hline \square \end{array}$$

3.
$$\begin{array}{r} 19 \\ - 7 \\ \hline \square \end{array}$$

4.
$$\begin{array}{r} 17 \\ - 3 \\ \hline \square \end{array}$$

5.
$$\begin{array}{r} 19 \\ - 5 \\ \hline \square \end{array}$$

6.
$$\begin{array}{r} 13 \\ - 1 \\ \hline \square \end{array}$$

7.
$$\begin{array}{r} 15 \\ - 2 \\ \hline \square \end{array}$$

8.
$$\begin{array}{r} 16 \\ - 3 \\ \hline \square \end{array}$$

9.
$$\begin{array}{r} 17 \\ - 5 \\ \hline \square \end{array}$$

10.
$$\begin{array}{r} 18 \\ - 6 \\ \hline \square \end{array}$$

www.earlychildhoodworksheets.com



Name : _____

Subtraction - Numbers up to 20

Subtract:

1.
$$\begin{array}{r} 19 \\ - 8 \\ \hline \square \end{array}$$

2.
$$\begin{array}{r} 17 \\ - 5 \\ \hline \square \end{array}$$

3.
$$\begin{array}{r} 16 \\ - 3 \\ \hline \square \end{array}$$

4.
$$\begin{array}{r} 18 \\ - 2 \\ \hline \square \end{array}$$

5.
$$\begin{array}{r} 15 \\ - 1 \\ \hline \square \end{array}$$

6.
$$\begin{array}{r} 18 \\ - 6 \\ \hline \square \end{array}$$


7.
$$\begin{array}{r} 17 \\ - 4 \\ \hline \square \end{array}$$

8.
$$\begin{array}{r} 19 \\ - 6 \\ \hline \square \end{array}$$

9.
$$\begin{array}{r} 14 \\ - 3 \\ \hline \square \end{array}$$

10.
$$\begin{array}{r} 18 \\ - 5 \\ \hline \square \end{array}$$

www.earlychildhoodworksheets.com



Name : _____

Subtraction - Numbers up to 20

Subtract:

1.
$$\begin{array}{r} 17 \\ - 3 \\ \hline \square \end{array}$$

2.
$$\begin{array}{r} 19 \\ - 4 \\ \hline \square \end{array}$$

3.
$$\begin{array}{r} 18 \\ - 3 \\ \hline \square \end{array}$$

4.
$$\begin{array}{r} 12 \\ - 1 \\ \hline \square \end{array}$$

5.
$$\begin{array}{r} 16 \\ - 2 \\ \hline \square \end{array}$$

6.
$$\begin{array}{r} 19 \\ - 3 \\ \hline \square \end{array}$$


7.
$$\begin{array}{r} 13 \\ - 1 \\ \hline \square \end{array}$$

8.
$$\begin{array}{r} 18 \\ - 6 \\ \hline \square \end{array}$$

9.
$$\begin{array}{r} 19 \\ - 7 \\ \hline \square \end{array}$$

10.
$$\begin{array}{r} 17 \\ - 2 \\ \hline \square \end{array}$$

www.earlychildhoodworksheets.com



Name : _____

Subtraction - Numbers up to 20

Subtract:

1.
$$\begin{array}{r} 18 \\ - 6 \\ \hline \square \end{array}$$

2.
$$\begin{array}{r} 17 \\ - 5 \\ \hline \square \end{array}$$

3.
$$\begin{array}{r} 14 \\ - 3 \\ \hline \square \end{array}$$

4.
$$\begin{array}{r} 16 \\ - 2 \\ \hline \square \end{array}$$

5.
$$\begin{array}{r} 19 \\ - 6 \\ \hline \square \end{array}$$

6.
$$\begin{array}{r} 12 \\ - 1 \\ \hline \square \end{array}$$

7.
$$\begin{array}{r} 19 \\ - 5 \\ \hline \square \end{array}$$

8.
$$\begin{array}{r} 18 \\ - 4 \\ \hline \square \end{array}$$

9.
$$\begin{array}{r} 16 \\ - 5 \\ \hline \square \end{array}$$

10.
$$\begin{array}{r} 17 \\ - 3 \\ \hline \square \end{array}$$

www.earlychildhoodworksheets.com



Name : _____

Subtraction - Numbers up to 20

Subtract:

1.

$$\begin{array}{r} 18 \\ - 3 \\ \hline \square \end{array}$$

2.

$$\begin{array}{r} 19 \\ - 4 \\ \hline \square \end{array}$$

3.

$$\begin{array}{r} 15 \\ - 1 \\ \hline \square \end{array}$$

4.

$$\begin{array}{r} 17 \\ - 5 \\ \hline \square \end{array}$$

5.

$$\begin{array}{r} 18 \\ - 7 \\ \hline \square \end{array}$$

6.

$$\begin{array}{r} 16 \\ - 4 \\ \hline \square \end{array}$$

7.

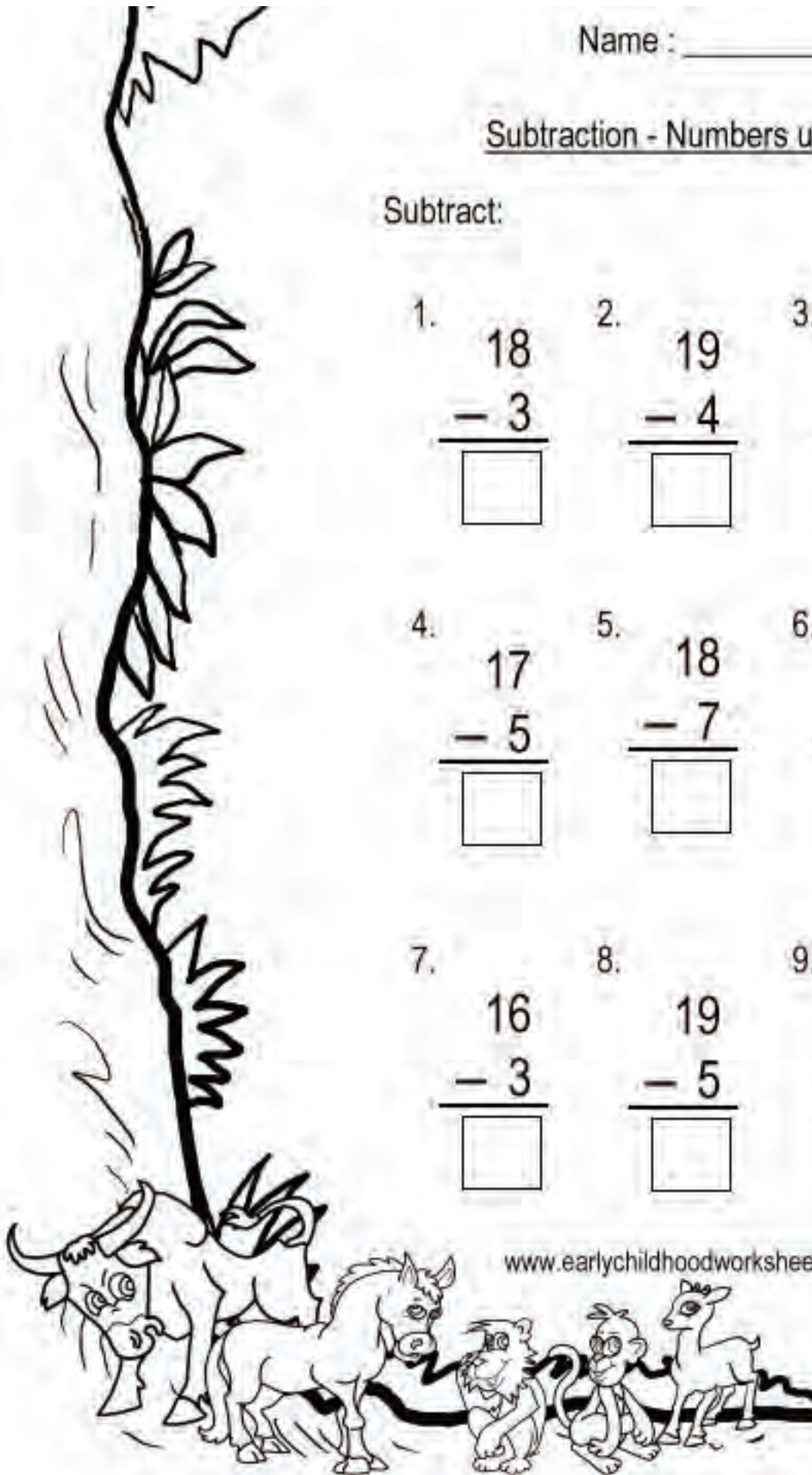
$$\begin{array}{r} 16 \\ - 3 \\ \hline \square \end{array}$$

8.

$$\begin{array}{r} 19 \\ - 5 \\ \hline \square \end{array}$$

9.

$$\begin{array}{r} 14 \\ - 1 \\ \hline \square \end{array}$$



Name : _____

Subtraction - Numbers up to 20

Subtract:

1.

$$\begin{array}{r} 17 \\ - 4 \\ \hline \square \end{array}$$

2.

$$\begin{array}{r} 18 \\ - 5 \\ \hline \square \end{array}$$

3.

$$\begin{array}{r} 16 \\ - 3 \\ \hline \square \end{array}$$

4.

$$\begin{array}{r} 19 \\ - 5 \\ \hline \square \end{array}$$

5.

$$\begin{array}{r} 18 \\ - 7 \\ \hline \square \end{array}$$

6.

$$\begin{array}{r} 17 \\ - 6 \\ \hline \square \end{array}$$

7.

$$\begin{array}{r} 14 \\ - 2 \\ \hline \square \end{array}$$

8.

$$\begin{array}{r} 16 \\ - 4 \\ \hline \square \end{array}$$

9.


$$\begin{array}{r} 17 \\ - 5 \\ \hline \square \end{array}$$



Name : _____

Subtraction - Numbers up to 20


Subtract:

- 
1. $15 - 2 =$
 2. $18 - 4 =$
 3. $16 - 3 =$
 4. $15 - 4 =$
 5. $18 - 6 =$
 6. $14 - 1 =$
 7. $19 - 7 =$
 8. $13 - 2 =$
 9. $17 - 6 =$

Name : _____

Subtraction - Numbers up to 20

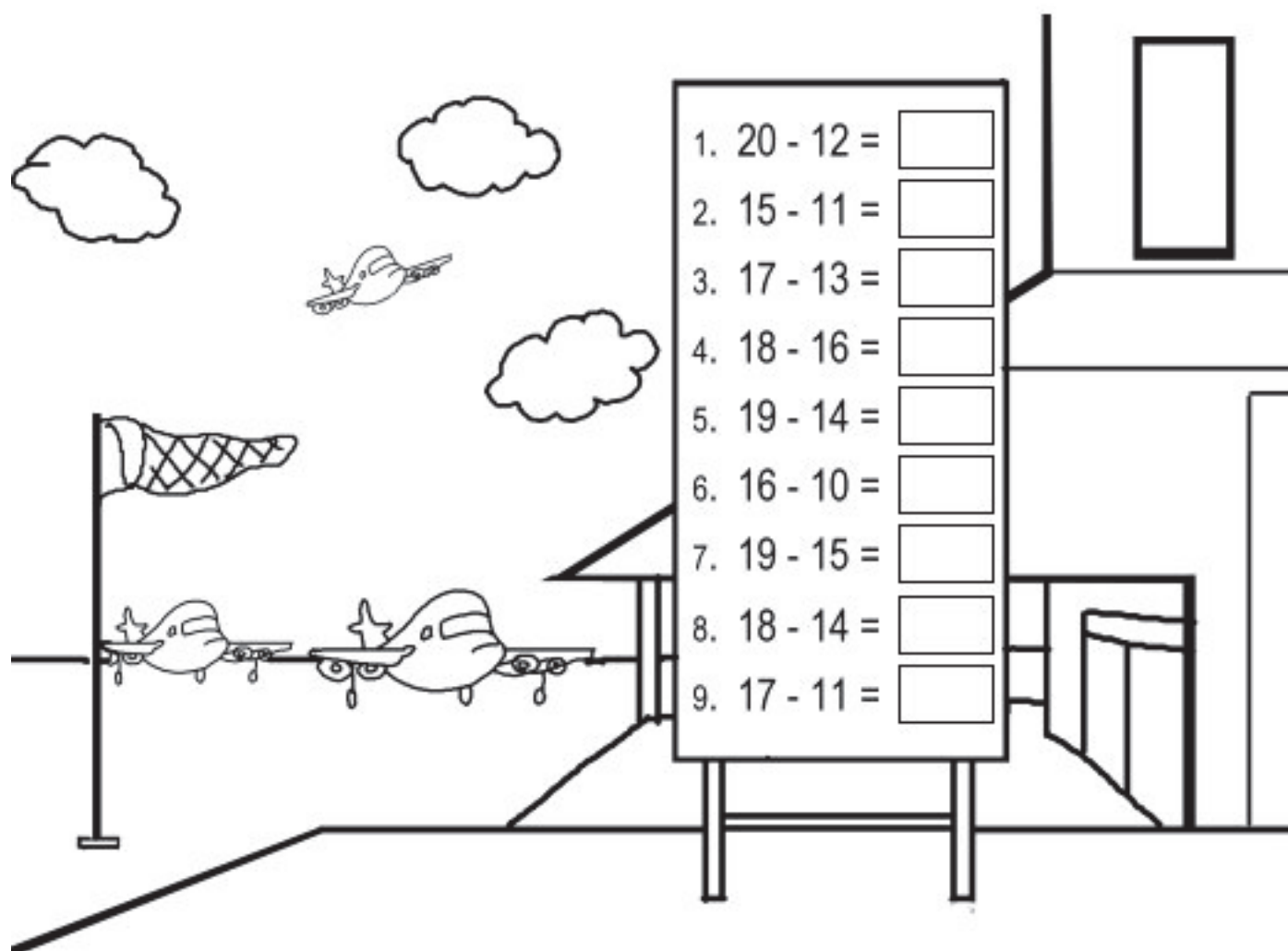
Subtract:

- 
1. $17 - 2 =$
 2. $14 - 3 =$
 3. $18 - 5 =$
 4. $19 - 4 =$
 5. $15 - 5 =$
 6. $16 - 3 =$
 7. $18 - 8 =$
 8. $14 - 3 =$
 9. $19 - 6 =$

Name : _____

Subtraction - Numbers up to 20


Subtract:



Name : _____

Subtraction - Numbers up to 20


Subtract:



Name : _____

Subtraction - Numbers up to 20

Subtract:




Name : _____

Subtraction - Numbers up to 20

Subtract:

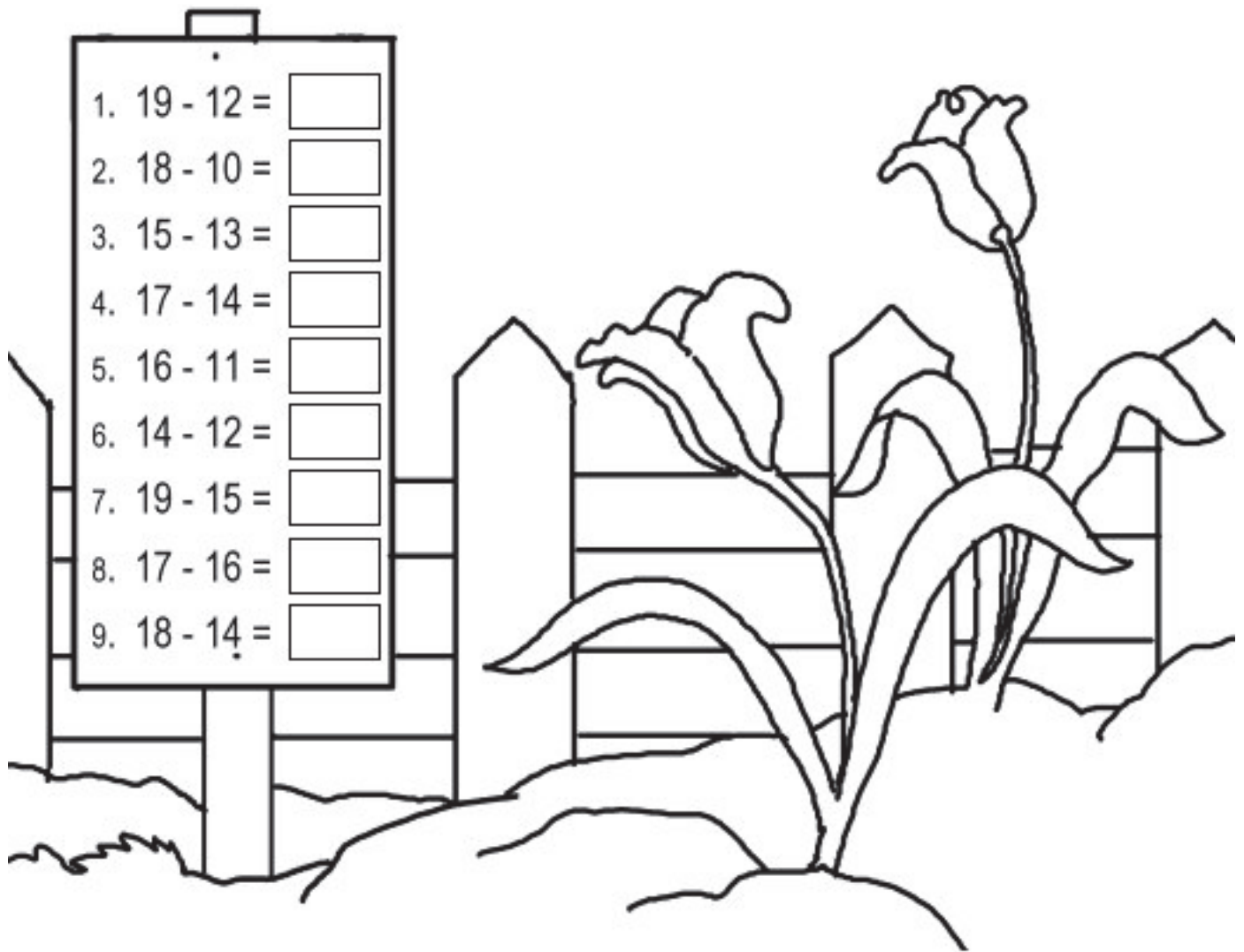
1. $14 - 1 =$
2. $16 - 2 =$
3. $15 - 1 =$
4. $19 - 8 =$
5. $16 - 5 =$
6. $17 - 6 =$
7. $13 - 2 =$
8. $18 - 6 =$
9. $19 - 4 =$



Name : _____

Subtraction - Numbers up to 20


Subtract:



Name : _____

Subtraction - Numbers up to 20

Subtract:



Name : _____

Subtraction - Numbers up to 20

Subtract:

1. $15 - 2 =$
2. $17 - 5 =$
3. $14 - 3 =$
4. $16 - 4 =$
5. $19 - 5 =$
6. $18 - 3 =$
7. $13 - 2 =$
8. $17 - 4 =$
9. $18 - 7 =$

