

The text:

I have two arms with two hands. Each hand has five fingers and a joint called a wrist, which helps me move my hand. In the middle of each arm, there is another joint called the elbow, which can help me fold my arm. The top part of my arm is connected to my shoulder.

I also have two legs with two feet and two thighs. Between my thigh and my shin, there is a joint called the knee. It helps me fold my leg. There is another joint called the ankle, which connects my foot to my leg. The top part of the front of my body is called the chest and just below it, there is my belly "stomach". The area around it is called the waist.




<https://en.islcollective.com/>

PART ONE (14 pts)

A) Reading Comprehension (07 pts)

Read the text carefully and do the following tasks:

Task One (04 pts): I complete the missing body parts from the text.



Task Two (02 pts): I write "True" or "False".

- 1- I have five fingers in each hand. (.....)
- 2- The wrist help me to move my hand. (.....)
- 3- The elbow is between my thigh and my shin. (.....)
- 4- The Knee connects my foot to my leg. (.....)

Task Three (01 pts): I match the words with definitions.

- 1- The joint that connects my hand to my arm. **a- ankle**
- 2- The joint that connects my foot to my leg. **b- wrist**

B) Mastery of Language (07 pts)

Task One (02 pts): I reorder the following words to get coherent sentences.

1- / is / ? / Where / waist / your /

1-

2- / hands / . / I / two / have /

2-



Task Two (03 pts): I match the picture with the corresponding word.

(foot – wrist – hand – toe – ankle – finger)



Task Three (02 pts): I classify the following words according to the pronunciation of the letter "r".

(arm – finger – wrist – area)

 Silent "r"	 Pronounced "r"
.....

PART TWO (06 pts): Written Expression

Match the questions in column "A" with the answers in column "B":


Column "A"

- 1: How many fingers and toes do we have?
- 2: How do we call the joint between the arm and the hand?
- 3: What is the top part the leg called?
- 4: Where is the waist?

Column "B"

- a: We call it the wrist.
- b: We have 05 fingers in each hand and 05 toes in each foot.
- c: It is around the stomach.
- d: It is called the thigh.

1	2	3	4



Good Luck

Full name: **Class: 2 MS ... Group: ...**

The text:

I have two arms with two hands. Each hand has five fingers and a joint called a wrist, which helps me move my hand. In the middle of each arm, there is another joint called the elbow, which can help me fold my arm. The top part of my arm is connected to my shoulder.

I also have two legs with two feet and two thighs. Between my thigh and my shin, there is a joint called the knee. It helps me fold my leg. There is another joint called the ankle, which connects my foot to my leg. The top part of the front of my body is called the chest and just below it, there is my belly "stomach". The area around it is called the waist.




<https://en.islcollective.com/>

PART ONE (14 pts)

A) Reading Comprehension (07 pts)

Read the text carefully and do the following tasks:

Task One (04 pts): I complete the missing body parts from the text.



Task Two (02 pts): I write "True" or "False".

- 1- I have five fingers in each hand. (True)
- 2- The wrist help me to move my hand. (True)
- 3- The elbow is between my thigh and my shin. (False)
- 4- The Knee connects my foot to my leg. (False)

Task Three (01 pts): I match the words with definitions.

- 1- The joint that connects my hand to my arm. → a- ankle
- 2- The joint that connects my foot to my leg. → b- wrist

B) Mastery of Language (07 pts)

Task One (02 pts): I reorder the following words to get coherent sentences.

1- / is / ? / Where / waist / your /

1- **Where is your waist?**

2- / hands / . / I / two / have /

2- **I have two hands.**



Task Two (03 pts): I match the picture with the corresponding word.

(foot – wrist – hand – toe – ankle – finger)



Task Three (02 pts): I classify the following words according to the pronunciation of the letter "r".

(arm – finger – wrist – area)

 Silent "r"	 Pronounced "r"
<i>arm - finger</i>	<i>wrist - area</i>

PART TWO (06 pts): Written Expression

Match the questions in column "A" with the answers in column "B":


Column "A"

- 1: How many fingers and toes do we have?
- 2: How do we call the joint between the arm and the hand?
- 3: What is the top part the leg called?
- 4: Where is the waist?

Column "B"

- a: We call it the wrist.
- b: We have 05 fingers in each hand and 05 toes in each foot.
- c: It is around the stomach.
- d: It is called the thigh.

1	2	3	4
<i>b</i>	<i>a</i>	<i>d</i>	<i>c</i>



Good Luck

Full name: **Class: 2 MS ... Group: ...**